Instituto Universitario de Investigación Mixto Agroalimentario de Aragón Universidad Zaragoza

Universidad Zaragoza 1542

Patentes en el ámbito biológico

"Patentes: Lo que todo investigador debe saber"

Rosario Osta Pinzolas

25.10.2022

Institute for Health Research

ciberNed Centro Investigación Biomédica en Red Enfermedades Neurodegenerativas

¿Porque se te ocurre hacer una primera patente?

Estancia postdoctoral….(94-97)

Institut Pasteur

Nadie publicaba nada sin pasar por el gabinete de patentes….(SIDA)

Transportador de moléculas (enzimáticas o no) al Sistema Nervioso Central-1997

Institut Pasteur

About Espacenet Other EPO online services

Search | Result list | My patents list (0) | Query history | Settings | Help

Refine search → Results → US2011002914 (A1)

Licenciado a empresa interesada

US2011002914 (A1)
- Bibliographic data
- Description
- Claims
- Mosaics
- Original document
- Cited documents
- Citing documents
- INPADOC legal status
- INPADOC patent family

Quick help
- What is meant by high quality text as facsimile?
- What does A1, A2, A3 and B stand for after a European publication number?
- What happens if I click on "In my patents list"?
- What happens if I click on the "Register" button?
- Why are some sidebar options deactivated for certain documents?

Bibliographic data: US2011002914 (A1) — 2011-01-06

In my patents list | Previous | 5 / 8 | Next | Report data error

HYBRID TETNUS TOXOID PROTEINS THAT MIGRATE RETROGRADELY AND TRANSYNAPTICALLY INTO THE CNS

Page bookmark	US2011002914 (A1) - HYBRID TETNUS TOXOID PROTEINS THAT MIGRATE RETROGRADELY AND TRANSYNAPTICALLY INTO THE CNS
Inventor(s):	COEN LAURENT [FR]; OSTA PINZOLAS ROSARIO [ES]; BRULET PHILIPPE [FR] +
Applicant(s):	PASTEUR INSTITUT +
Classification:	- international: *A61K31/7088; A61K35/12; A61K35/74; A61K38/00; A61K38/08; A61K38/30; A61K39/395; A61K47/48; A61P21/02; C07H21/04; C07K14/33; C07K7/06; C12N15/63; C12N5/00*
	- cooperative: A61K38/4886; A61K47/6415; C07K14/33; C07K2319/00 → more
Application number:	US20100831976 20100707 Global Dossier
Priority number(s):	US20100831976 20100707 ; US20070812812 20070621 ; US20000501787 20000211 ; WO1998EP05113 19980812 ; US19970065236P 19971113 ; US19970055615P 19970814
Also published as:	→ AT352558 (T) DE69836982 (T2) DK1049712 (T3) EP1049712 (A2) EP1049712 (B1) → more

Abstract of US2011002914 (A1)

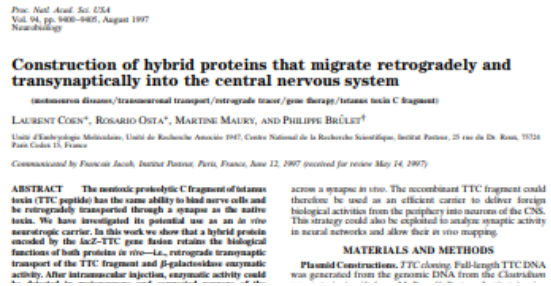

Proc. Natl. Acad. Sci. USA
Vol. 94, pp. 9400–9405, August 1997
Neurobiology

Construction of hybrid proteins that migrate retrogradely and transynaptically into the central nervous system

(motoneuron diseases/transneuronal transport/retrograde tracer/gene therapy/tetanus toxin C fragment)

LAURENT COEN*, ROSARIO OSTA*, MARTINE MAURY, AND PHILIPPE BRULET†

Unité d'Embryologie Moléculaire, Unité de Recherche Associée 1947, Centre National de la Recherche Scientifique, Institut Pasteur, 25 rue du Dr. Roux, 75724 Paris Cedex 15, France

Communicated by Francois Jacob, Institut Pasteur, Paris, France, June 12, 1997 (received for review May 14, 1997)

ABSTRACT The nontoxic proteolytic C fragment of tetanus toxin (TTC peptide) has the same ability to bind nerve cells and be retrogradely transported through a synapse as the native toxin. We have investigated its potential use as an *in vivo* neurotropic carrier. In this work we show that a hybrid protein encoded by the lacZ–TTC gene fusion retains the biological functions of both proteins *in vivo*—i.e., retrograde transynaptic transport of the TTC fragment and β-galactosidase enzymatic activity. After intramuscular injection, enzymatic activity could

across a synapse *in vivo*. The recombinant TTC fragment could therefore be used as an efficient carrier to deliver foreign biological activities from the periphery into neurons of the CNS. This strategy could also be exploited to analyze synaptic activity in neural networks and allow their *in vivo* mapping.

MATERIALS AND METHODS

Plasmid Constructions. *TTC cloning.* Full-length TTC DNA was generated from the genomic DNA from the *Clostridium*

PNAS 1997, 94(17):9400-5

División de objetivos

Protección de la patente

Herramienta para mapear circuitos neuronales

Institut Pasteur

Utilización del fragmento C en enfermedades neuromusculares

Universidad Zaragoza
1542

Mientras intentabamos seguir con el Proyecto del transportador trabajamos en genética molecular

Una vez que te acostumbras…es más fácil ver las posibilidades

Detección de carne de cerdo en alimentos y metodología (1999-2000)

Bibliographic data: ES2226558 (A1) — 2005-03-16

In my patents list | Previous | 7 / 8 | Next | Report data error | Print

Genome highly repetitive DNA markers detection technique comprises intensive random amplification of repetitive sequences and electrophoresis for cloning

Page bookmark	ES2226558 (A1) - Genome highly repetitive DNA markers detection technique comprises intensive random amplification of repetitive sequences and electrophoresis for cloning
Inventor(s):	CALVO LACOSTA JORGE [ES]; OSTA PINZOLAS ROSARIO [ES]; ZARAGOZA FERNANDEZ PILAR [ES] +
Applicant(s):	UNIV ZARAGOZA [ES] +
Classification:	- international: *C12Q1/08;* (IPC1-7): C12Q1/08
	- cooperative: C12Q1/6811; C12Q1/686; C12Q1/689 → more
Application number:	ES20030000326 20030203
Priority number(s):	ES20030000326 20030203
Also published as:	ES2226558 (B1)

Desgraciadamente todavía no existía el equipo de patentes actual en la UZ

patents list (0) | Query history | Settings | Help

102 (A1)

Bibliographic data: ES2171102 (A1) — 2002-08-16

In my patents list | Previous | 8 / 8 | Next | Report data error | Print

Specific DNA region of pigs consists of a pig genome unit reducing pig meat content quantification error

Page bookmark	ES2171102 (A1) - Specific DNA region of pigs consists of a pig genome unit reducing pig meat content quantification error
Inventor(s):	OSTA PINZOLAS ROSARIO [ES]; CALVO LACOSTA JORGE [ES]; RODELLAR PENELLA CLEMENTINA [ES]; ZARAZAGA BURILLO ISAIAS [ES]; ZARAGOZA FERNANDEZ PILAR [ES] +
Applicant(s):	UNIV ZARAGOZA [ES] +
Classification:	- International: *C12Q1/68; G01N33/12;* (IPC1-7): C12Q1/68; G01N33/12
	- cooperative:
Application number:	ES19990002520 19991110
Priority number(s):	ES19990002520 19991110
Also published as:	ES2171102 (B1)

Pedimos un Proyecto para realizar una extension pero no lo concedieron

División de objetivos

Protección de la patente

Herramienta para mapear circuitos neuronales

Institut Pasteur

Utilización del fragmento C en enfermedades neuromusculares

Universidad Zaragoza
1542

Esclerosis lateral amiotrófica



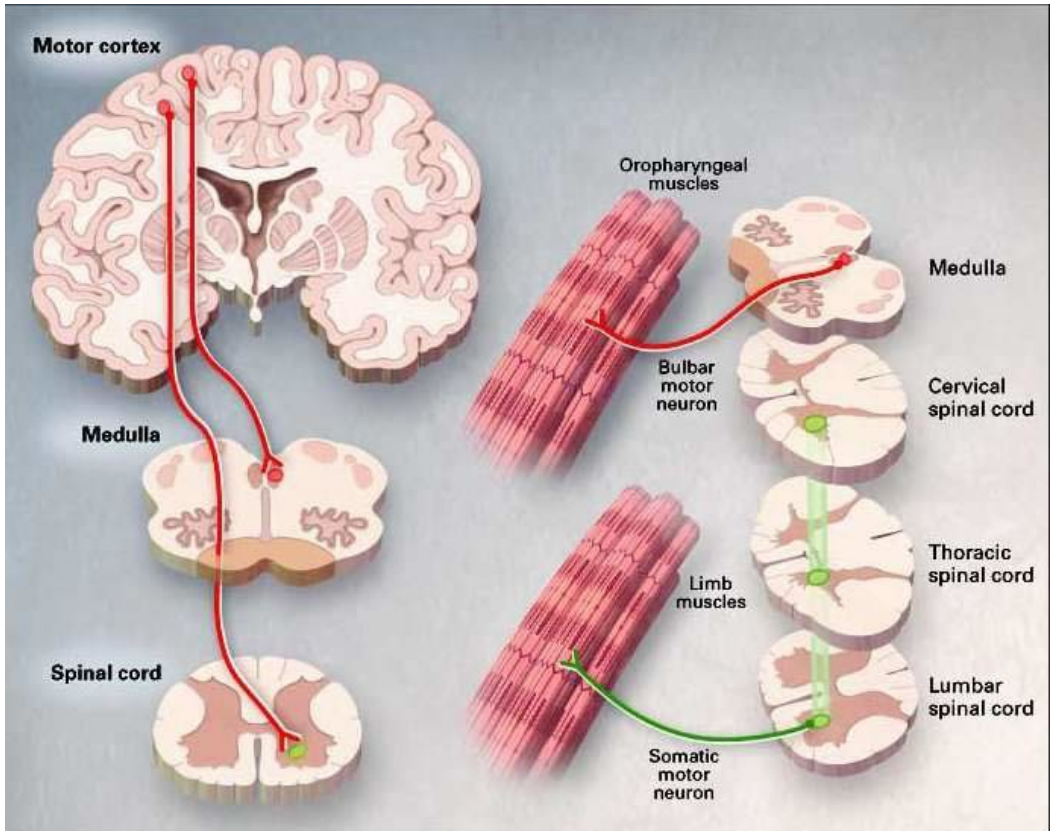

IDEA: llevar factores que inhiban la muerte de las motoneuronas

El fragmento C de la toxina tetánica (TTC) es capaz de llevar actividades enzimáticas al SNC



Abiertos a las nuevas aplicaciones…



El transportador fue la terapia

Patente del efecto terapéutico con TTC (2007)

UAB Universitat Autònoma de Barcelona

Universidad Zaragoza 1542

Therapeutic Use of the Encoding Sequence of the Carboxy-Terminal Domain of the Heavy Chain of the Tetanus Toxin

Page bookmark	US2016017008 (A1) - Therapeutic Use of the Encoding Sequence of the Carboxy-Terminal Domain of the Heavy Chain of the Tetanus Toxin
Inventor(s):	MORENO IGOA MARIA [ES]; CALVO ROYO ANA CRISTINA [ES]; MUÑOZ GONZALVO MARIA JESÚS [ES]; ZARAGOZA FERNÁNDEZ MARIA PILAR [ES]; OSTA PINZOLAS ROSARIO [ES]; AGUILERA AVILA JOSÉ [ES] +
Applicant(s):	UNIV ZARAGOZA [ES]; AUTONOMOUS UNIVERSITY OF BARCELONA [ES] +
Classification:	- international: ***A61K38/16; A61K45/06; C07K14/33; C12N7/00***
	- cooperative: **A61K38/164; A61K38/4886; A61K45/06; C07K14/33; C12N7/00;** C12N2710/10043; C12N2710/10071; C12N2710/16143; C12N2710/16171; C12N2740/00043; C12N2740/00071
Application number:	US201414570976 20141215 Global Dossier
Priority number(s):	US201414570976 20141215 ; ES20070002621 20071005 ; US20100754552 20100405 ; WO2008ES70186 20081003
Also published as:	→ BRPI0817792 (A2) CA2701521 (A1) CA2701521 (C) CN101873865 (A) CN101873865 (B) → more

Licenciado a empresa interesada

Estrategias terapéuticas en enfermedades neurodegenerativas y neuromusculares

- Esclerosis Lateral Amiotrófica.
- Atrofia muscular espinal.
- Isquemia.

Es muy bueno tener relaciones estrechas con la empresa licenciataria

Patente del efecto terapéutico SOBRE EL MUSCULO con TTC 2017

About Espacenet Other EPO online services

Search | Result list | My patents list (0) | Query history | Settings | Help

Refine search → Results → US2017151316 (A1)

US2017151316 (A1)
- Bibliographic data
- Description
- Claims
- Mosaics
- Original document
- Cited documents
- Citing documents
- INPADOC legal status
- INPADOC patent family

Quick help
- What is meant by high quality text as facsimile?
- What does A1, A2, A3 and B stand for after a European publication number?
- What happens if I click on "In my patents list"?
- What happens if I click on the "Register" button?
- Why are some sidebar options deactivated for certain documents?
- How can I bookmark this page?

Bibliographic data: US2017151316 (A1) — 2017-06-01

In my patents list | Previous | 1 / 8 | Next | Report data error | Print

METHODS OF INCREASING MUSCLE MASS USING NON-TOXIC TETANUS TOXIN C FRAGMENT (TTC)

Page bookmark	US2017151316 (A1) - METHODS OF INCREASING MUSCLE MASS USING NON-TOXIC TETANUS TOXIN C FRAGMENT (TTC)
Inventor(s):	ORTIZ SAGRISTA JORDI [ES]; BOSSER ARTAL RAMON [ES]; MORENO MARTINEZ LAURA [ES]; CALVO ROYO ANA CRISTINA [ES]; MUÑOZ GONZALVO MARIA JESUS [ES]; ZARAGOZA FERNANDEZ PILAR [ES]; OSTA PINZOLAS ROSARIO [ES] +
Applicant(s):	SPHERIUM BIOMED S L [ES]; UNIV ZARAGOZA [ES] +
Classification:	- international: *A61K38/48; A61K48/00*
	- cooperative: A61K38/4886; A61K48/005; C12Y304/24068
Application number:	US201515322777 20150701 Global Dossier
Priority number(s):	US201515322777 20150701 ; US201462020237P 20140702 ; WO2015IB01705 20150701
Also published as:	EP3164149 (A1), JP2017521408 (A), KR20170044093 (A), WO2016001762 (A1)

Abstract of US2017151316 (A1)

spherium biomed — A FERRER & JANUS COMPANY

Universidad Zaragoza 1542

Proceso en el caso del fragmento C (2007)

1.-Presentación de tus resultados a la UZ (https://otri.unizar.es/proteccion/procedimiento-patentes)

2.- La Comisión de patentes da OK para Patente española ayuda a la redacción de la misma.

3.- La empresa estaba interesada y la UZ realiza y financia la PCT

4.- La empresa se encargo del mantenimiento de costes de la patente en los diferentes estados durante más de 10 años.

5.- En Diciembre del 2019 la empresa cambia su política y ya no le interesan los medicamentos biológicos y abandona la patente.

Patente de metodología interferométrica para pérdida de fuerza en animales de laboratorio licenciada directamente a una empresa (2007)

WO2008081058A1 DEVICE FOR DETERMINING ONE OR MORE SUPPORT LOADS AND METHOD FOR OBTAINING SAID LOADS

Bibliographic data | Description | Claims | Drawings | Original document | Citations | Legal events | Patent family

Register ↗ Global Dossier ↗

Applicants	UNIV ZARAGOZA [ES]; ARROYO DE GRANDES MARIA DEL PI [ES]; BEA CASCAROSA JOSE ANTONIO [ES]; OSTA PINZOLAS MARIA ROSARIO [ES]; ANDRES GIMENO NIEVES [ES]; ZARAGOZA FERNANDEZ MARIA PILAR [ES]; DOBLARE CASTELLANO MANUEL [ES] +
Inventors	ARROYO DE GRANDES MARIA DEL PI [ES]; BEA CASCAROSA JOSE ANTONIO [ES]; OSTA PINZOLAS MARIA ROSARIO [ES]; ANDRES GIMENO NIEVES [ES]; ZARAGOZA FERNANDEZ MARIA PILAR [ES]; DOBLARE CASTELLANO MANUEL [ES] +
Classifications	
IPC	*A01K29/00; G01B9/02; G01L1/04;*
CPC	**A01K1/031 (EP); A01K29/00 (EP,ES); G01B9/02 (ES); G01G17/08 (EP); G01L1/04 (ES);**
Priorities	ES200700038A·2006-12-27
Application	ES2007000725W·2007-12-12
Publication	WO2008081058A1·2008-07-10
Published as	**ES2340232A1; ES2340232B1;** WO2008081058A1

Universidad Zaragoza 1542

- **Patente Española**
- **PCT**

Empresa interesada

Proceso en el caso de la plataforma interferométrica

1.-Presentación de tus resultados a la UZ (https://otri.unizar.es/proteccion/procedimiento-patentes)

2.- La Comisión de patentes da OK para Patente española ayuda a la redacción de la misma.

3.- La empresa estaba interesada y la UZ realiza y financia la PCT

4.- La empresa deja de estar interesada en la patente.

Patente el desarrollo de biomarcadores licenciada directamente a una empresa (2011)

US2013316933A1 METHOD FOR THE DIAGNOSIS, PROGNOSIS AND MONITORING OF MUSCULAR DEGENERATION

Bibliographic data | Description | Claims | Drawings | Original document | Citations | Legal events | Patent family

Global Dossier

Applicants	OSTA PINZOLAS ROSARIO [ES]; MUNOZ GONZALVO MARIA JESUS [ES]; ZARAGOZA FERNANDEZ PILAR [ES]; CALVO ROYO ANA CRISTINA [ES]; MANZANO MARTINEZ RAQUEL [ES]; GARCIA REDONDO ALBERTO [ES]; TORRE MERINO PAZ [ES]; UNIV ZARAGOZA [ES] +
Inventors	OSTA PINZOLAS ROSARIO [ES]; MUNOZ GONZALVO MARIA JESUS [ES]; ZARAGOZA FERNANDEZ PILAR [ES]; CALVO ROYO ANA CRISTINA [ES]; MANZANO MARTINEZ RAQUEL [ES]; GARCIA REDONDO ALBERTO [ES]; TORRE MERINO PAZ [ES] +
Classifications	
IPC	*C12Q1/68;*
CPC	**C12Q1/6883 (EP,US);** C12Q2600/158 (EP,US); G16H50/20 (EP,US);
Priorities	ES201031814A·2010-12-09; ES2011000351W·2011-12-07
Application	US201113992580A·2011-12-07
Publication	US2013316933A1·2013-11-28
Published as	US2013316933A1;**WO2012076734A1**

Universidad Zaragoza

- **Patente Americana**

Empresa interesada

Proceso en el caso de los biomarcadores

1.-Presentación de tus resultados a la UZ (https://otri.unizar.es/proteccion/procedimiento-patentes)

2.- La Comisión de patentes da OK

3.- Por petición de la empresa la fase nacional se hace en USA

4.- Los resultados no son los esperados y se abandona la patente

Patente de uso de quimioterápicos para las enfermedades neuromusculares (2016)

Online services

My patents list (0) | Query history | Settings | Help

If some time has passed since your last access, you may experience reduced navigation until you repeat your query.

Bibliographic data: ES2577003 (A1) — 2016-07-12

In my patents list | Report data error | Print

COMPOSITIONS FOR THE TREATMENT OF MOTOR NEURONE DISEASES

Page bookmark	ES2577003 (A1) - COMPOSITIONS FOR THE TREATMENT OF MOTOR NEURONE DISEASES
Inventor(s):	OSTA PINZOLAS ROSARIO [ES]; RANDO ZALDUENDO AMAYA [ES]; TOIVONEN JANNE [FI]; ZARAGOZA PILAR [ES]; MUSARÒ ANTONIO [IT] +
Applicant(s):	UNIV ZARAGOZA [ES]; UNIVERSITÀ DEGLI STUDI DI ROMA LA SAPIENZA [IT] +
Classification:	- international: *A61K31/00*
	- cooperative: A61K31/505
Application number:	ES20140031825 20141211
Priority number(s):	ES20140031825 20141211
Also published as:	ES2577003 (B1) WO2016092139 (A1)

- **Patente Española**
- **PCT**

Universidad Zaragoza 1542

Proceso en el caso de los quimioterápicos (5-FU)

1.-Presentación de tus resultados a la UZ (https://otri.unizar.es/proteccion/procedimiento-patentes)

2.- La Comisión de patentes da OK y se hace la patente española

3.- Al no haber ninguna empresa interesada la PCT se financia por el equipo investigador

4.- Los resultados no son los esperados y se abandona la patente

Otras consideraciones

- PUBLICAR/PATENTAR

- AUTORES

- AMPLITUD DE LA PATENTE
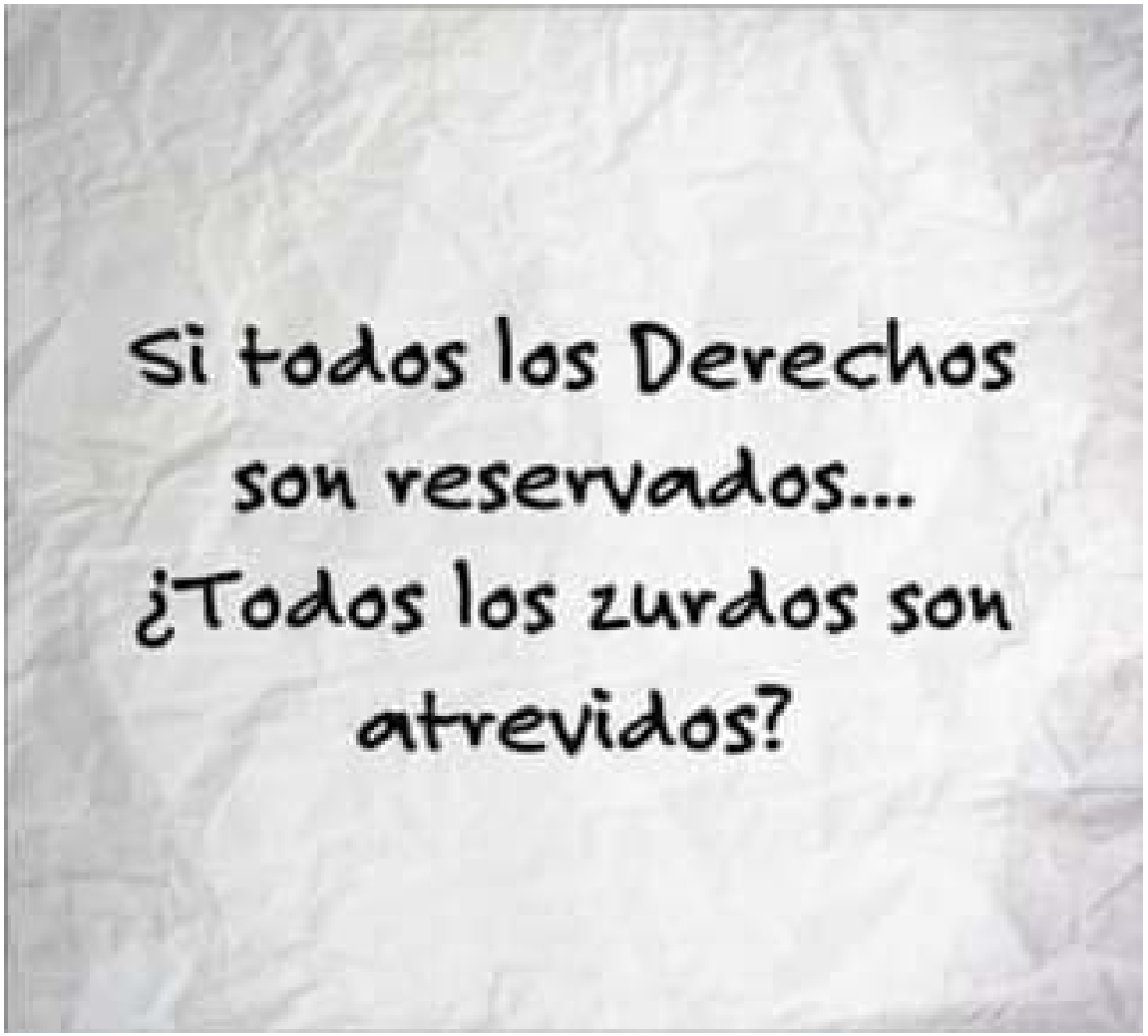
!Muchas gracias por la atención!!!